


## GREENWAYS &amp; TRAILS

Client: **Passaic Valley Sewerage Commissioners**

Location: **Newark, NJ**

Description: **Interpretive Signage Program**

The program for the Passaic River Blueway has interpretive signs featuring local history and the environment. Sign content was researched by students at a local middle school..



## DESIGN

San Francisco  
2604 3rd St  
San Francisco CA 94107  
415 222 9667  
415 222 9668 f

Sonoma Valley  
707 824 4333  
New York  
212 242 3366  
212 242 3399 f

## GREENWAYS &amp; TRAILS

Client: **Friends of Five Creeks**

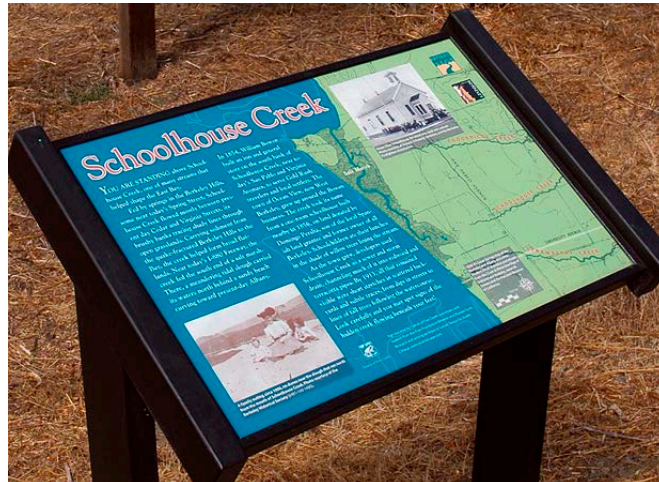
Location: **Berkeley, Albany & El Cerrito, CA**

Description: **Interpretive Signage & Identity Graphics**

This volunteer organization restores and maintains creeks in the urbanized East Bay.



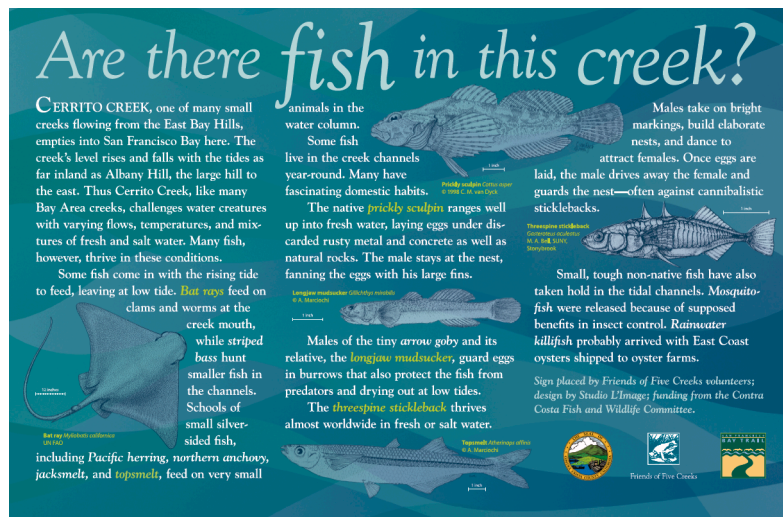
## Friends of Five Creeks



Above: Schoolhouse Creek at Bay Trail



Right and below left: Bay Trail at Cerrito Creek



Above: Cerrito Creek at Cerrito Plaza. This sign, located near a school for the blind, features raised map symbols, tactile letters, and Braille, rendered in various textured metals.

## DESIGN

San Francisco  
2604 3rd St  
San Francisco CA 94107  
415 222 9667  
415 222 9668 f

Sonoma Valley  
707 824 4333  
New York  
212 242 3366  
212 242 3399 f


## PARKS

Client: **City of El Cerrito**

Location: **El Cerrito, CA**

Description: **Baxter Creek Gateway Park Interpretive Signage**

A three-sided kiosk relates the history of this community- initiated creek restoration project, and four interpretive signs describe the ecology of the restored habitat.



## DESIGN

San Francisco  
2604 3rd St  
San Francisco CA 94107  
415 222 9667  
415 222 9668 f

Sonoma Valley  
707 824 4333  
New York  
212 242 3366  
212 242 3399 f

## PARKS

Client: **City of Fremont**

Location: **Fremont, CA**

Description: **Stivers Lagoon Nature Walk Interpretive Signage**

This historic wetland, located in Central Park near present-day Lake Elizabeth, is a popular destination for school outings. The new signs support a curriculum focusing on the ecology of creeks and marshes.



## DESIGN

San Francisco  
2604 3rd St  
San Francisco CA 94107  
415 222 9667  
415 222 9668 f

Sonoma Valley  
707 824 4333  
New York  
212 242 3366  
212 242 3399 f

## PARKS

*Client:* **Hemme Station Park**

*Location:* **Alamo, CA**

*Description:* **Park Identity & Interpretive Signage**

This integrated design program included a logo plus identity and interpretive signage, creating strong branding and presenting in-depth information about park history and features.



## DESIGN

San Francisco  
2604 3rd St  
San Francisco CA 94107  
415 222 9667  
415 222 9668 f

Sonoma Valley  
707 824 4333  
New York  
212 242 3366  
212 242 3399 f

## WATERFRONT

Client: **Marine Science Institute**Location: **Redwood City, CA**Description: **Environmental Science Program**

Interpretive panels along the dock railings support the mission of the educational programs.



## DESIGN

San Francisco  
2604 3rd St  
San Francisco CA 94107  
415 222 9667  
415 222 9668 f

Sonoma Valley  
707 824 4333  
New York  
212 242 3366  
212 242 3399 f

